



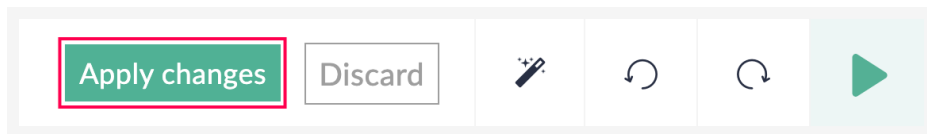
Builder tools

Builder tools are useful utilities to help you in the process of building the workflow. They can be found in the top right corner of your builder screen.

Save

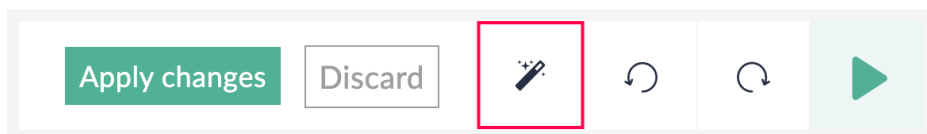
Your flows will be autosaved by default. The time at which a flow was last saved will be visible in the builder. You can also use the **Apply Changes** button at the top of the screen if required. Unless flows are switched on at least once, they will be considered draft flows.

If your flow has no actions, or if you have not configured an action or trigger completely, you won't be able to save your flow.



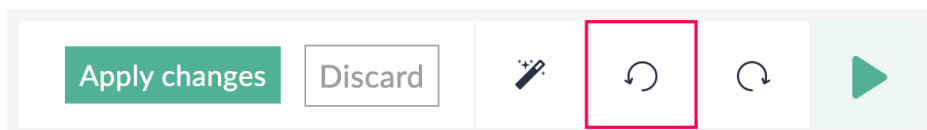
Auto Arrange

Use this to align the actions in your flow to follow the alignment of the trigger app. To arrange your flow, move your trigger app and click on this icon.



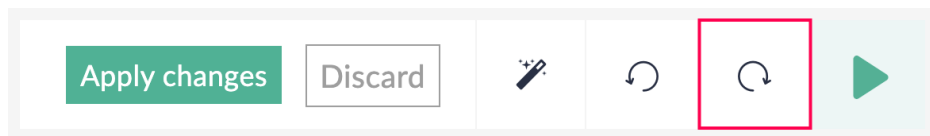
Undo

Use this to reverse the last change. For example, you delete an action by mistake. You can use Undo to get back your action with all its configured data.



Redo

Use this to reverse an undo action. For example, you delete an action and then use Undo. You decide that you want the action deleted again. You can use Redo for this.



Test and debug

Before the flow starts working with real data, it is helpful to test it and eliminate any errors. Use this feature to ensure that every step of your flow is working with data as intended. [Learn how to test and debug](#)

